DOOR SCHEDULE (1ST FLOOR)

SR. NO	TYPE	SIZE	DESCRIPTION	LINTEL HT. (IN MM)	QUANTITY	LOCATION
1	D	1000 X 2400	DOUBLE SWING	2400	02	CORRIDOR
2	D1	900 X 2400	SINGLE SWING	2400	00	----
3	D2	800 X 2400	SINGLE SWING	2400	00	----
4	SD1	2100 X 2400	SLIDING DOOR	2400	00	----
5	SD2	1375 X 2400	SLIDING DOOR	2400	00	----
6	FD	1000 X 2400	SINGLE SWING FIRE DOOR	2400	02	STAIRCASE
7	RS	2100 X 2400	ROLLING SHUTTER	2400	00	----

WINDOW SCHEDULE (1ST FLOOR)

SR. NO	TYPE	SIZE	DESCRIPTION	SILL LVL. (IN MM)	LINTEL HT (IN MM)	QUANTITY	LOCATION
1	W1	2100 X 1800	SLIDING WINDOW	600	2400	18	COMMUNITY HALL
2	W2	1375 X 1800	SLIDING WINDOW	600	2400	00	----
3	W3	600 X 1200	LOUVERED WINDOW	1200	2400	02	STAIRCASE
4	W4	2400 X 1800	SLIDING WINDOW	600	2400	00	----
5	W5	1200 X 1800	SLIDING WINDOW	600	2400	00	----

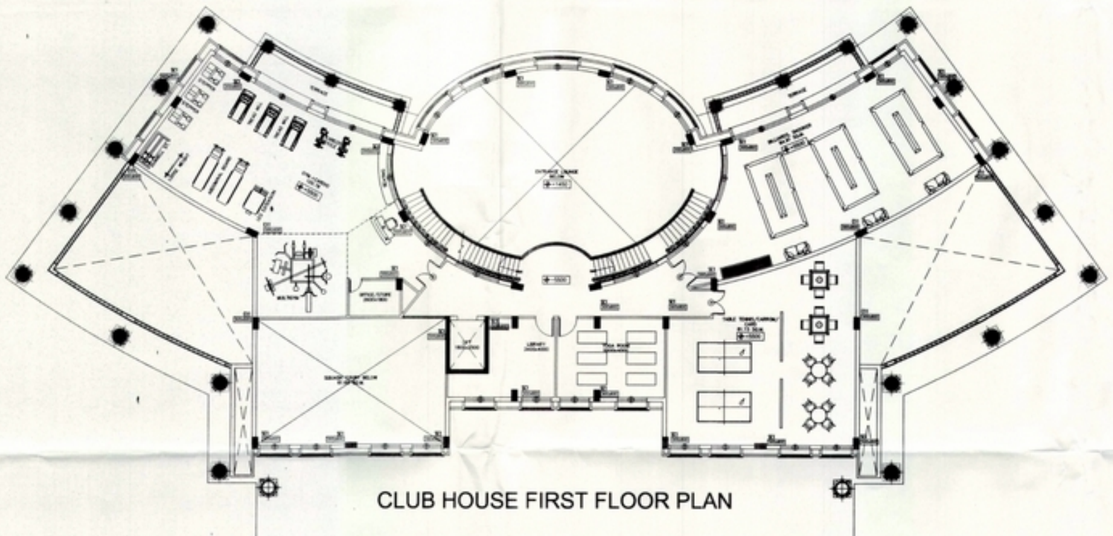

CLUB HOUSE FIRST FLOOR PLAN

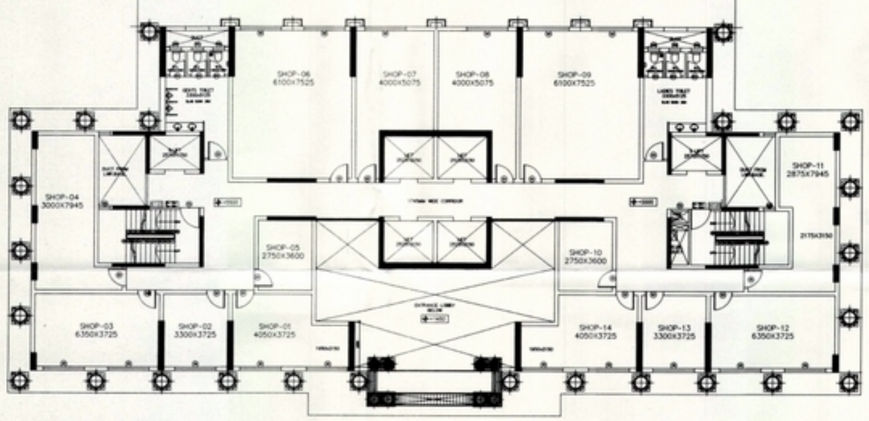

FIRST FLOOR PLAN

FIRST FLOOR COVERED AREA DETAIL (TOWER - 10)								
LEGEND	BREADTH (B)		LENGTH (L)		NOS.		AREA IN SQM	SPACE USAGE
(A)	41.200	X	17.595	X	1	=	724.914	
TOTAL						=	**724.914**	---- (I)
DEDUCTIONS								
LEGEND	BREADTH (B)		LENGTH (L)		NOS.		AREA IN SQM	SPACE USAGE
1	6.500	X	5.325	X	2	=	69.225	OPEN AREA
TOTAL DEDUCTIONS						=	**69.225**	---- (II)
NETT. ENVELOPE OF FLOOR (I - II)						=	**655.689**	---- (III)
CUTOUTS								
LEGEND	BREADTH (B)		LENGTH (L)		NOS.		AREA IN SQM	SPACE USAGE
a1	2.400	X	3.595	X	1	=	8.628	CUTOUT
b1	2.525	X	3.595	X	1	=	9.077	CUTOUT
c1	3.225	X	2.400	X	2	=	15.480	CUTOUT
d1	12.200	X	2.775	X	1	=	33.855	CUTOUT
e1	8.200	X	2.350	X	1	=	19.270	CUTOUT
TOTAL						=	**86.310**	---- (IV)
SERVICES AREA DETAIL								
LEGEND	BREADTH (B)		LENGTH (L)		NOS.		AREA IN SQM	SPACE USAGE
a	2.525	X	2.150	X	4	=	21.715	LIFT WELL
b	2.575	X	1.750	X	2	=	9.013	LIFT WELL
c	5.750	X	1.745	X	1	=	10.034	LIFT LOBBY
d	2.875	X	1.645	X	2	=	9.459	LIFT LOBBY
e	4.250	X	2.750	X	1	=	11.688	FIRE STAIRCASE
f	0.900	X	0.700	X	1	=	0.630	FIRE DUCT
g	0.900	X	2.050	X	1	=	1.845	ELEC. DUCT
h	3.200	X	0.850	X	2	=	5.440	SHAFT
TOTAL SERVICE AREA						=	**69.823**	---- (V)
TOTAL F.A.R			(III) - [(IV) + (V)]			=	**499.556**	FAR

CLUB HOUSE (FIRST FLOOR) COVERED AREA DETAIL								
LEGEND	BREADTH (B)		LENGTH (L)		NOS.		AREA IN SQM	SPACE USAGE
(A)	51.895	X	21.787	X	1	=	1130.636	
TOTAL						=	**1130.636**	---- (I)
DEDUCTIONS								
LEGEND	BREADTH (B)		LENGTH (L)		NOS.		AREA IN SQM	SPACE USAGE
1	10.900	X	3.899	X	1	=	42.499	OPEN AREA
2	9.940	X	1.500	X	2	=	29.820	OPEN AREA
3	9.358	X	5.586	X	2	=	104.548	OPEN AREA
4	P UNIT AREA = 21.441			X	2	=	42.886	OPEN AREA
5	8.274	X	11.207	X	1	=	92.727	OPEN AREA
6	P UNIT AREA = 43.456			X	2	=	86.912	OPEN AREA
TOTAL DEDUCTIONS						=	**399.391**	---- (II)
NETT. ENVELOPE OF FLOOR (I - II)						=	**731.245**	---- (III)
CUTOUTS								
LEGEND	BREADTH (B)		LENGTH (L)		NOS.		AREA IN SQM	SPACE USAGE
a1	P UNIT AREA = 59.960			X	2	=	119.920	CUTOUT
a2	9.640	X	6.400	X	1	=	61.696	CUTOUT
a3	P UNIT AREA = 105.563			X	1	=	105.563	CUTOUT
TOTAL						=	**287.159**	---- (IV)
SERVICES AREA DETAIL								
LEGEND	BREADTH (B)		LENGTH (L)		NOS.		AREA IN SQM	SPACE USAGE
a	1.800	X	2.500	X	1	=	4.5	LIFT WELL
c	2.200	X	1.827	X	1	=	4.019	LIFT LOBBY
d	0.900	X	5.515	X	2	=	9.927	SHAFT
TOTAL SERVICE AREA						=	**18.446**	---- (V)
TOTAL F.A.R			(III) - [(IV) + (V)]			=	**425.640**	FAR

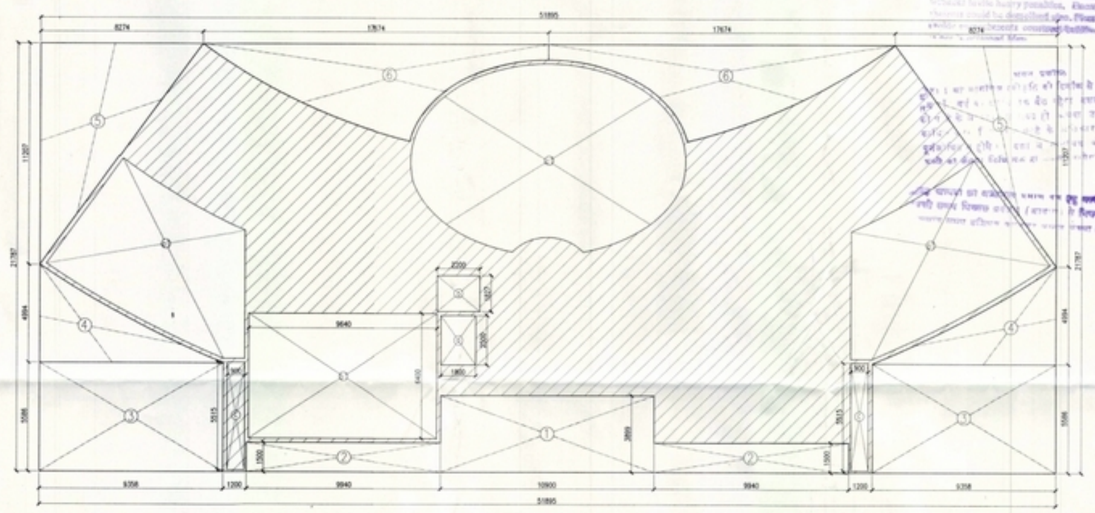

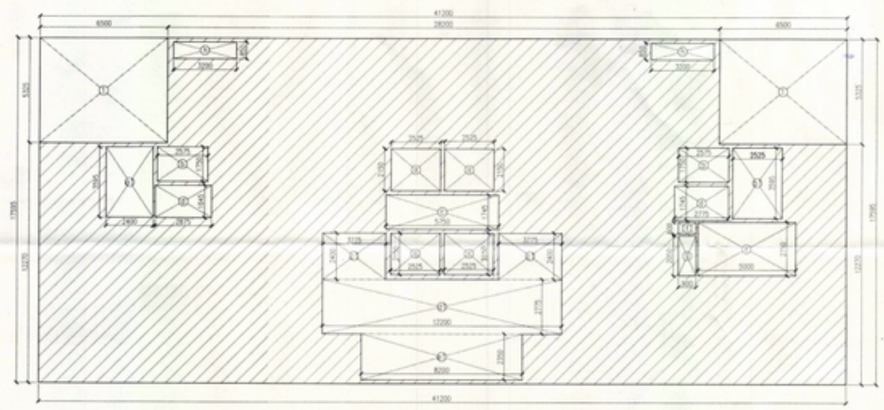

ENVELOPE OF FIRST FLOOR PLAN

2017/III-268/954

Map for proposed Building is as per Bye Laws submitted for approval Phase II.

M. Arch. Assoc. Arch. Architect

PROJECT	TITLE	JOB.NO.	DATE	DRN. BY	ARCHITECT'S SIGN.	OWNER'S SIGN	CONSULTANT
PROPOSED GROUP HOUSING BUILDING ON PLOT NO.GH-01/C, SECTOR - 168 NOIDA FOR.- SUNWORLD RESIDENCY PVT LTD.	REV. SUBMISSION DRAWING		03 - 06 - 15	SANDEEP	RAJIV GOEL CA/76/2361	For SUNWORLD RESIDENCY PVT. LTD. Authorised Signatory	R.N.Gupta & Associates Consulting Engineers, Architects & Valuers E - 1, Sector-55, Noida Phones - (+120) 4321556 email-info@rngcorp.com
	TOWER -10 / CLUB HOUSE PLAN & AREA ENVELOPE CALCULATION	DR.NO.	NORTH	CHKD. BY			
		31		G.S.B.			