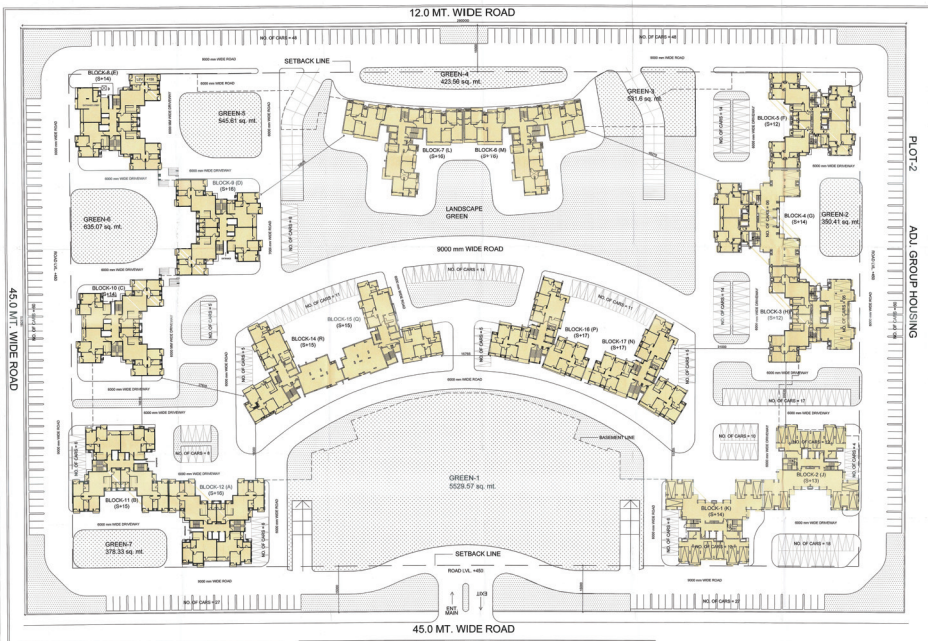

CALCULATIONS OF AREAS					
			AREA		
SL. NO.		No./%)	(sq.m.)	(acres)	(hac)
1	PLOT AREA		55961.000	13.82	5.6
2	PERMISSIBLE GROUND COVERAGE ON PLOT AREA	40%	22,384.400	5.53	2.24
3	ACHIEVED GROUND COVERAGE	15%	8,195.928		
4	PERMISSIBLE FAR ON PLOT AREA	2.5	1,39,902.50	34.56	13.99
5	ACHIEVED F.A.R.	2.2	1,23,139.590		
6	PERMISSIBLE DENSITY ON NET PLOT AREA @200 UNITS/ HACTARE	1119	UNITS		
7	ACHIEVED UNITS	827	UNITS		
8	PROVIDED GREEN AREA	15.00%	8,394.15	2.07	0.84

PARKING CALCULATIONS			
1	APPROVED CAR PARKING FOR SANTIONED UNITS (690 UNITS)	871	CARS
	REQUIRED NO. OF PARKING FOR **ADDITIONAL FAR** (13373.574 SQ.MT.) @1.5 ECS/100 SQ. MT.	231	CARS
	TOTAL REQUIRED NO. OF PARKING	**1102**	**CARS**
2	PROVIDED NO. OF PARKING (Surface)	474	CARS
	PROVIDED NO. OF PARKING (Basement)	640	CARS
	PROVIDED NO. OF PARKING (TOTAL)	**1114**	**CARS**

AREA OF CELEBRITY GREEN (PLOT-1 , SECTOR-B)

BLOCK NAME	GROUND COVERAGE (AS APPROVED)	GROUND COVERAGE (AS BUILT UP)	APPROVED F.A.R. AREA	AS BUILT AREA (FAR)	TOTAL ADDITIONAL AREA	TOTAL COMPOUNDING AREA	NO. OF FLATS (AS APPROVED)	NO. OF FLATS (AS BUILT UP)	NO. OF PERSON @ 30 PLAT
	(a)	(b)	(c)	(d)	(e = d-c)	(f)	(g)	(h)	(i)
	(sq. mt.)	(sq. mt.)	(sq. mt.)	(sq. mt.)	(sq. mt.)	(sq. mt.)	(no.)	(no.)	(no.)
BLOCK-1 (BLOCK-A)	828.691	828.428	4943.338	7608.193	662.414	894.062	46	51	255
BLOCK-2 (BLOCK-J)	828.691	828.428	4414.747	4977.324	562.577	894.062	42	47	235
BLOCK-3 (BLOCK-H)	828.691	828.414	4414.747	4415.027	0.280	0.000	42	44	220
BLOCK-4 (BLOCK-G)	828.691	828.414	7471.929	7797.382	325.453	394.680	80	64	370
BLOCK-5 (BLOCK-F)	828.691	828.414	4414.747	4740.180	325.453	394.680	42	50	250
BLOCK-6 (BLOCK-M)	482.341	824.131	7243.920	8438.011	1194.089	1294.163	41	47	235
BLOCK-7 (BLOCK-L)	482.341	824.131	7243.920	8438.011	1194.089	1294.163	41	47	235
BLOCK-8 (BLOCK-E)	828.691	840.808	4414.747	7438.836	1340.089	1295.074	42	53	265
BLOCK-9 (BLOCK-D)	828.691	830.471	7471.929	8949.363	1477.434	1988.374	80	64	320
BLOCK-10 (BLOCK-C)	828.691	830.277	4414.747	7706.457	1291.904	1367.000	42	56	280
BLOCK-11 (BLOCK-B)	828.691	830.277	4414.747	6109.817	1695.070	1811.411	42	60	300
BLOCK-12 (BLOCK-A)	828.691	830.277	4943.338	8445.094	1696.756	1813.411	46	64	320
BLOCK-14 (BLOCK-P)	454.504	454.292	4489.765	4950.774	461.191	457.917	41	46	230
BLOCK-15 (BLOCK-Q)	454.504	457.024	4489.765	4992.210	502.420	457.917	41	46	230
BLOCK-16 (BLOCK-P)	454.504	402.317	4489.765	7899.880	1401.130	513.017	41	80	390
BLOCK-17 (BLOCK-N)	454.504	402.317	4489.765	7899.880	1401.130	513.017	41	80	390
	7956.416	8191.928	107766.016	123139.590	15373.574	13892.69	690	827	4135

COMPARISON BETWEEN APPROVED/ AS BUILT								
NAME	TOTAL BASEMENT AREA	TOTAL SANCTIONED GROUND COVERAGE	TOTAL ACHIEVED GROUND COVERAGE	TOTAL SANCTIONED F.A.R. AREA	TOTAL ACHIEVED F.A.R. AREA	ADDITIONAL / PROPOSED FAR AREA	TOTAL COMPOUNDING AREA	TOTAL FEES AREA
1	2	3	4	5	6	7	8	10
	(sq. mt.)	(sq. mt.)	(sq. mt.)	(sq. mt.)	(sq. mt.)	(sq. mt.)	(sq. mt.)	(sq. mt.)
CELEBRITY GARDEN (PLOT-1, SECTOR-B)	20173.63	7956.416	8191.928	107766.016	123139.59	15373.574	13892.69	152674.04

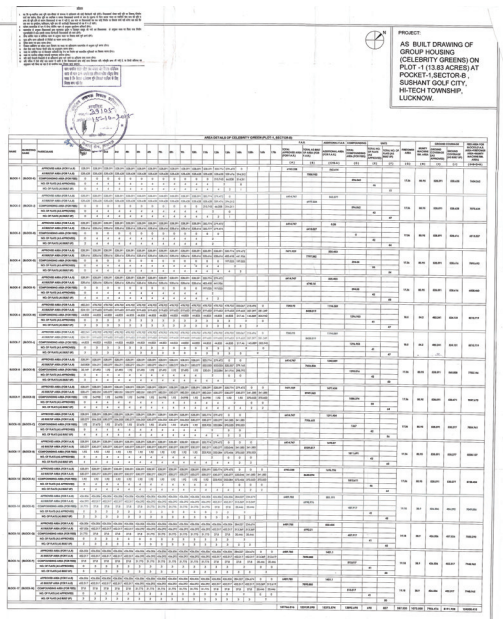

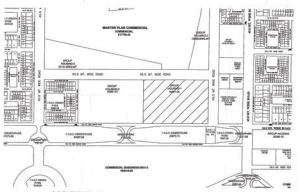

AS BUILT DRG. TILL DATE 25.06.15

PROJECT:
AS BUILT DRAWING OF GROUP HOUSING (CELEBRITY GREENS) ON PLOT -1 (13.83 ACRES) AT POCKET-1,SECTOR-B , SUSHANT GOLF CITY, HI-TECH TOWNSHIP, LUCKNOW.

CELEBRITY GREENS

OWNERS
ANSAL PROPERTIES & INFRASTRUCTURE LTD.
115, ANSAL BHAWAN , 16 K.G MARG
NEW DELHI-110001

CONSULTANT
RCPL
RUSHABHDEVA ENTERPRISES PVT. LTD.
TOWN & COUNTRY PLANNERS, ARCHITECTS & INTERIOR DESIGNERS,SURVEY CHKI, SERVICES DESIGNERS,
FLAT NO. 102, SHIVALIK APARTMENTS, MALVIYA NAGAR COMPLEX, 12-RAMA PALACE MARG ,LUCKNOW.
CALL :- (0522) 2208565

SHEET NO.2 SITE PLAN

DRAWN BALWANT CHECKED BY VIKESH KUMAR
CHECKED ARCHITECT

Scale 1:200 Date 25.06.2015 Drg. No. ARCHRED-D - 2450 REV.