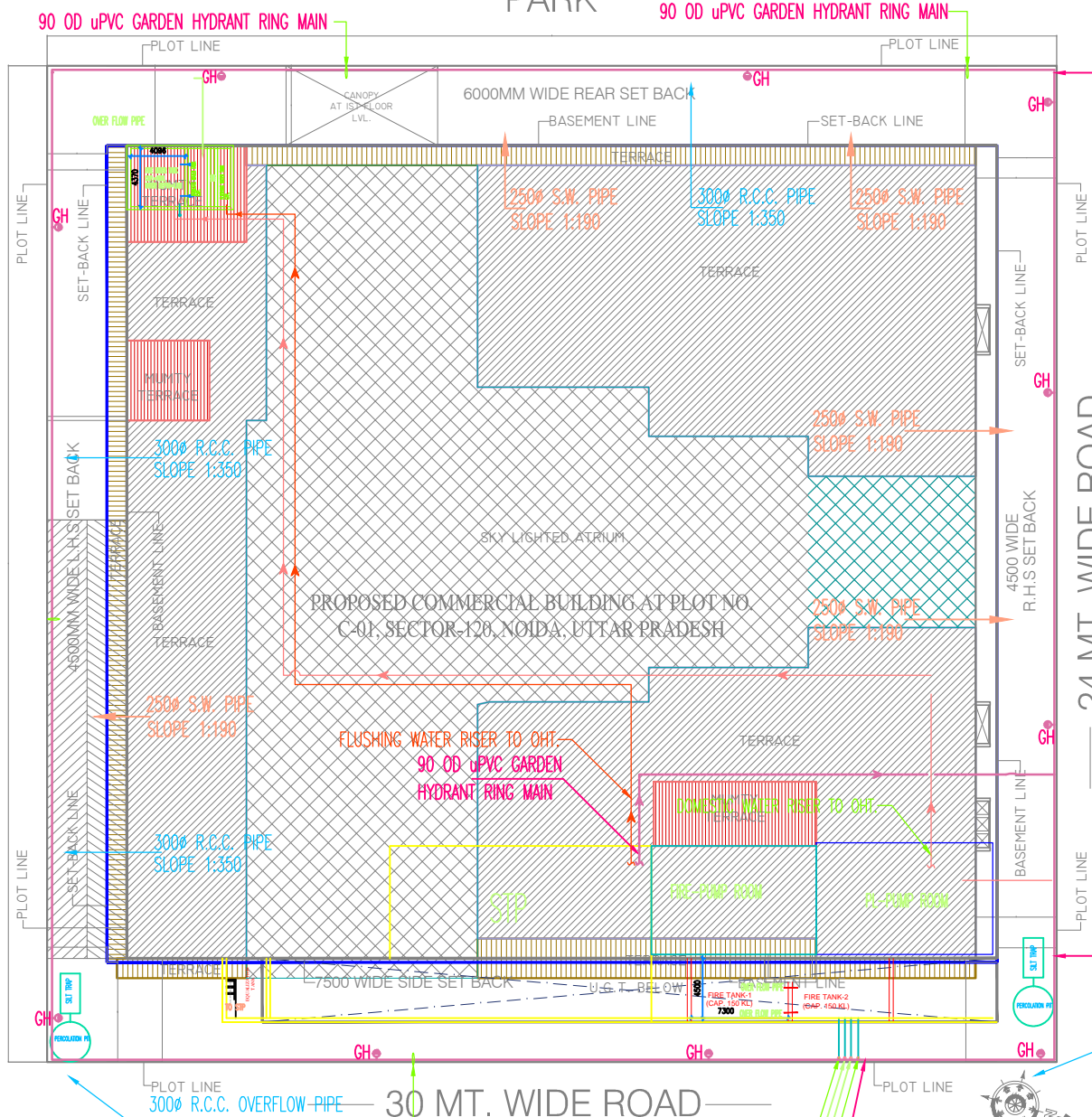


PARK



SITE PLAN

- MUNICIPAL SUPPLY
- BRIGADE DRAW OUT CONNECTION
- 4 WAY FIRE BRIGADE INLET CONNECTION
- TANKER INLET
- 90 OD uPVC GARDEN HYDRANT RING MAIN

AREA ANALYSIS (CENTRAL MARKET NOIDA)				
TOTAL PLOT AREA AS PER LAYOUT				5,700.00
Permissible Set backs	Front	7.5 MT.		
	Rear	6 MT.		
	Side 1	4.5 MT.		
	Side 2	4.5 MT.		
Permissible Ground Coverage			50.00%	2,850.00
Proposed Ground Coverage			49.99%	2,849.563
Permissible F.A.R. (As per lease deed)			2.00	11,400.00
Proposed F.A.R.				11,398.362
Permissible 15% F.A.R. @ 2.0 F.A.R.			15%	1,710.000
Total Proposed 15% F.A.R.			13.557%	1,545.514

Required Parking Calculation			
Particulars	Area	Space/Parking	Parking Required
Required Parking for Commercial	11,400.000	2.0 For 100 Sqm.	228
Total Required Parking			228

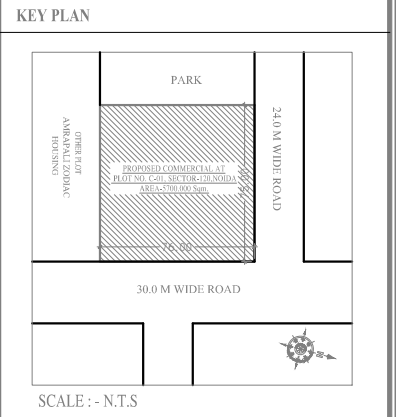
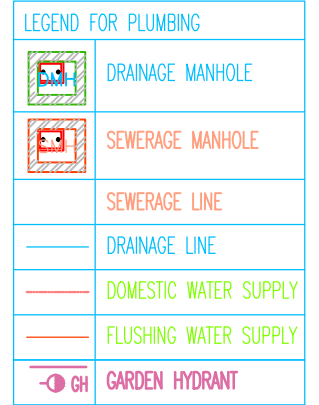
Proposed Parking Calculation			
Particulars	Proposed Parking	Additional proposed Parking For Future Expansio	
Basement-1 (Single Stack Parking)	25	25	
Basement-2 (Double Stack Parking)	176	0	
Basement-2 (Single Stack Parking)	27	27	
Total	228	52	

Landscape Area Calculation			
Open Area = Plot Area - Proposed Ground Coverage-Atrium			1,786.070
Required Landscape Area (25% of open area)			446.518
Total Proposed Landscape Area			450.464
No of Tree Required (One Tree per 100 Sqm. of open area) =			18
No of Tree Proposed =			20

Built-up Area Calculation				
	F.A.R. Area	15% F.A.R. Area	Non F.A.R. Area	Total Built-up Area
	11398.362	1545.514	5173.621	18117.497

DETAILED AREA CHART (CENTRAL MARKET NOIDA)				
FLOORS	F.A.R. AREA	15% AREA	NON F.A.R.	BUILT-UP AREA / FLOOR
BASEMENT-2		569.258	3439.342	4008.600
L.GR. FLOOR / BASEMENT-1	1887.680	262.173	1734.279	3884.132
GROUND FLOOR	2672.001	153.112		2825.113
1ST FLOOR	2432.469	119.300		2551.769
2ND FLOOR	2432.469	119.300		2551.769
3RD FLOOR	1973.743	119.300		2093.043
TERRACE FLOOR		203.071		203.071
TOTAL	11398.362	1545.514	5173.621	18117.497

- NOTES:-
- 1.ALL DIMENSIONS & LEVELS ARE IN MILLIMETERS.
 - 2.ALL THE AREAS INDICATED ARE IN SQ.M.
 - 3.COLUMNS ARE ONLY INDICATIVE AND WILL BE AS PER RELEVANT STRUCTURAL DRAWINGS.
 - 4.THE UNITS MARKED HEREIN ARE SMALLER SIZE UNITS.THE ALLOTTEE/S HEREIN UNDERSTANDS THAT THESE SMALLER SIZE UNITS MAY BE LEASED OUT ALONG WITH ONE OR MORE SUCH UNITS INCLUDING THEIR ACCESS CORRIDORS HEREIN AFTER REFERRED TO AS "COMPOSITE UNITS" FOR THE PURPOSE OF LEASING PROSPECTS AND RETAILERS/TENANTS REQUIREMENTS.THE COMPOSITE UNIT OR ONE OR MORE SMALL SIZE UNITS SHALL HAVE ADEQUATE ACCESS FOR USAGE OF OCCUPANT/TENANT. THE ALLOTTEE/S OF THE SAID SMALL SIZE UNITS AGREE AND ACKNOWLEDGE THE SAME.
 - 5.CHANGE IN INTERNAL PARTITIONS CAN BE DONE BY THE DEVELOPER AS PER REQUIREMENT.
 - 6.THE UNITS SHALL BE USED FOR COMMERCIAL ACTIVITIES SUCH AS SHOPPING MALL, SHOWROOMS, RETAIL OUTLETS, HOTELS, RESTAURANTS, OFFICES AND SUCH OTHER COMMERCIAL USES AS PER CHOICE OF LESSEE/SUB-LESSEE/TENANT.



PROJECT
 PROPOSED COMMERCIAL BUILDING (CENTRAL MARKET) AT PLOT NO. C-01, SECTOR-120, NOIDA, UTTAR PRADESH OF M/S WEST WAY REALTY LLP, ADD:- GH-03, VAIBHAV KHAND, INDIRAPURAM, SHIPRA SUN CITY, GHAZIABAD, UTTAR PRADESH-201014

ARCHITECT'S SEAL OWNER'S SEAL

ARCHITECT

 architects interior designers & planners
 studio: 1st floor, B-99, sector-63, Noida -201301, U.P.
 phone: 0120-4206253, email: amitganga@hotmail.com
 website: www.modarch.in

Drawing Title
 SITE PLAN & AREA CALCULATIONS
PLUMBING LAYOUT

Checked by: MANISH TIWARI Date: _____
 Drawn by: LOKESH SHARMA Scale: 1:200
 Drawing No: MA-ADCN-SANCTION 01

