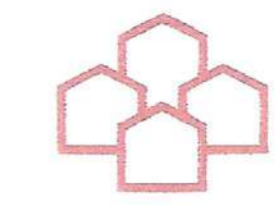


EXTERNAL ELECTRIFICATION WORK AT SECTOR 20B, VRINDAVAN YOJNA-04, LUCKNOW



ISO 15700:2018

UPAVP
ARCHITECTURE AND PLANNING SECTION
NEELGIRI COMPLEX, INDIRA NAGAR LUCKNOW

E-MAIL - ap1@upavp.com

FILE NO. - UPADB/DPD/UNIT-1/VRIND.V. INUMBERS AND PARAMETER/SEC-20/LKO/247/2024

NOTE:-

1. THIS PART NUMBERING, PARAMETERS & CONTROL LAY OUT PLAN HAS BEEN FINALIZED ON THE BASIS OF INFORMATION RECEIVED FROM EX.EN. VIDE HIS LETTER NO.1498/M.2/25 DATED 20/07/2024.

INDEX		
S.No.	Particulars	Symbol
01.	Double pole structure with 11m long SP55 type	
02.	11/0.433KV L.T S/S with 400KVA T/F 800A ACB & main Feeder pillar etc	
03.	11/0.433KV L.T S/S with 250KVA T/F 630A ACB & main Feeder pillar etc	
04.	Existing 11KV Line	
05.	185 Sqmm 3 core 11KV XLPE cable (Double)	
06.	120 Sqmm 3 core 11KV XLPE cable (Double)	
07.	120 Sqmm 3.5 core L.T Cable (Double)	
08.	Sub feeder pillar with Arrangement of up to 32 outgoing service connection	
09.	Chamber with interlinked 110 mm dia HDPE pipe for service connection Cable	

LAND USE OF REVISED LAY OUT PLAN SECTOR - 20, VRINDAVAN YOJNA, LUCKNOW.

TOTAL POCKET AREA= 137259.58 SQM. (13.72 HA)


S.NO.	PROPERTY	AREA (Approx.)		%AGE
		SQM	HA	
1.	RESIDENTIAL	59446.27	5.94	43.31
2.	COMMERCIAL	17123.25	1.71	12.48
3.	COMM./HOTEL	7119.63	0.71	05.19
4.	PARK / GREEN BELT	21010.49	2.10	15.31
5.	AREA UNDER ROADS	32559.94	3.26	23.71
TOTAL		137259.58	13.72	100.00

PROPERTY DETAIL :-

S.NO.	PROPERTY TYPE	SIZE (M)	AREA (SQM) (Approx.)	NUMBERS
1.	COMMERCIAL			
	COMM. PLOTS	21.50X31.50	677.25	24
2.	COMM./HOTEL	63.00X113.01	7119.63	01
3.	RESIDENTIAL			
	(A) RESIDENTIAL PLOTS	10.00X20.00	200.00	132
	(B) RESIDENTIAL PLOTS	08.60X16.00	137.60	82
	(C) RESIDENTIAL PLOTS	08.60X17.20	147.92	20
	(D) RESIDENTIAL PLOTS	12.00X25.00	300.00	50
TOTAL				309

VRINDAVAN YOJNA NO-04, LUCKNOW.

PART NUMBERING, PARAMETERS AND CONTROL LAY OUT PLAN OF SECTOR -20



DATE 05.08.2024



KARN KUMAR
D/MAN (CIVIL)

Karn Kumar
05/08/24

VIKASH KUMAR MOGHA
DIP. ARCH.
ASSTT.ARCH. PLANNER

Vikash Kumar Mogha
06/08/24

PRABHAVATI SURI
A.I.A.
ARCHITECT PLANNER

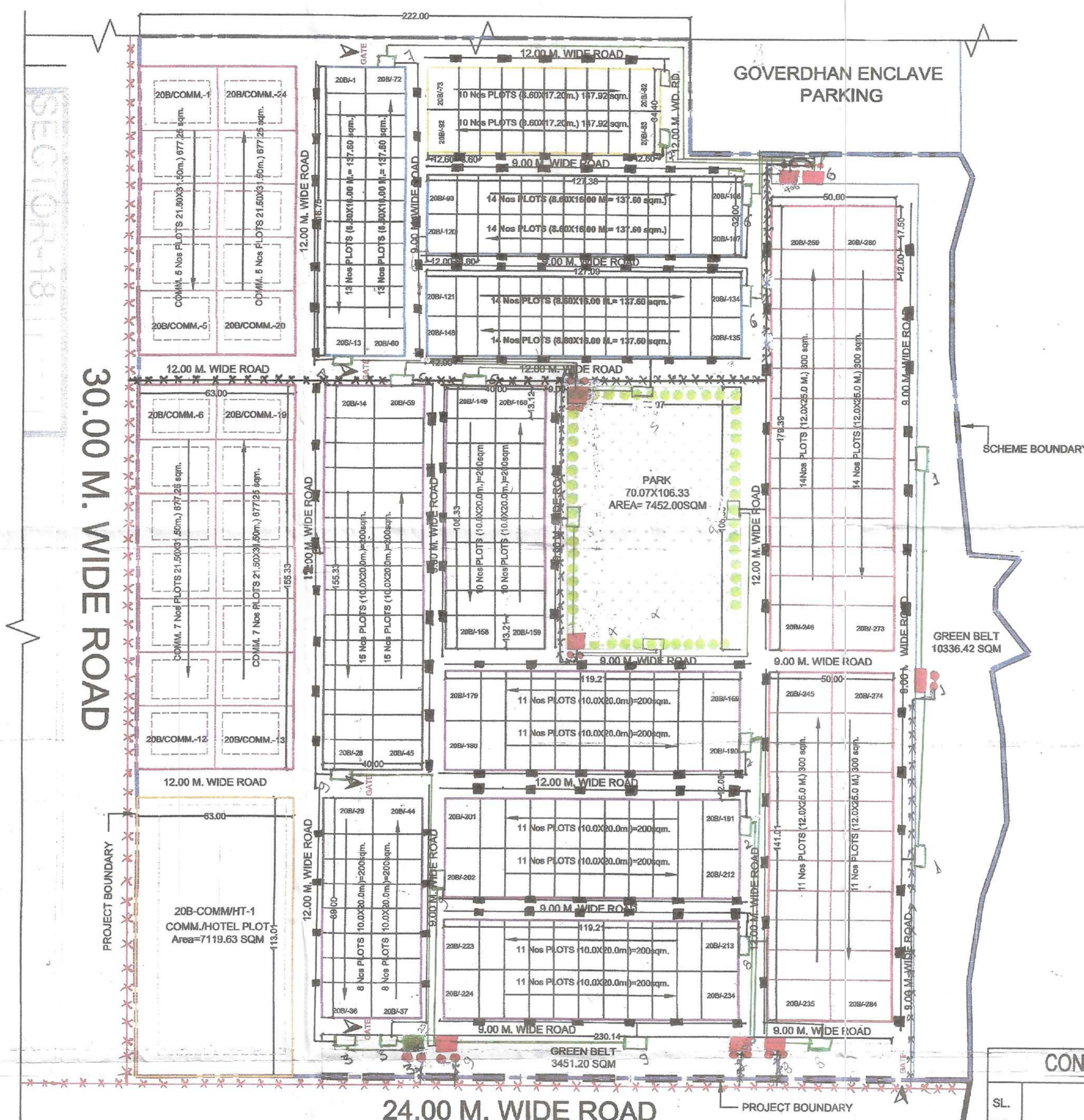
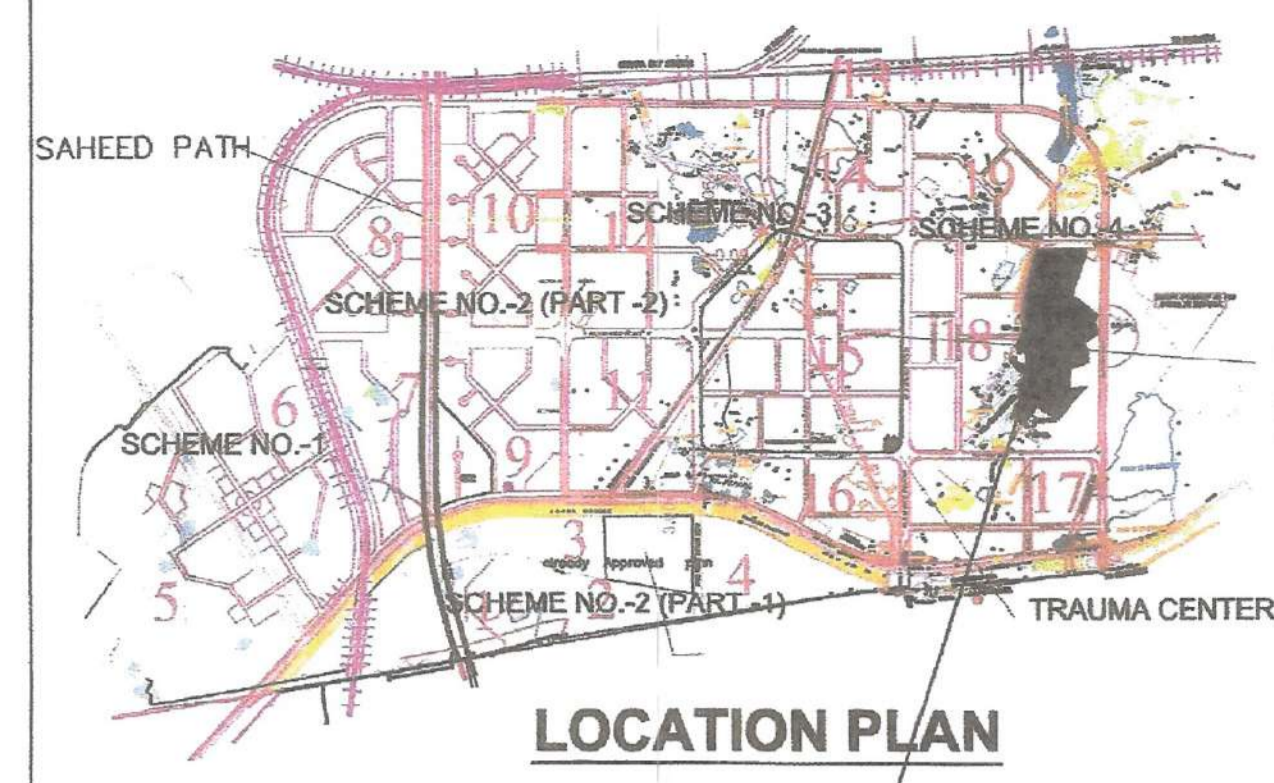
Prabhavati Suri
06/08/24

SANJEEV KASHYAP
B.PLANNING, M.PLANNING (ENVIRONMENTAL) A.I.T.P.
SENIOR ARCHITECT PLANNER

Sanjeev Kashyap

SANJEEV KASHYAP
B.PLANNING, M.PLANNING (ENVIRONMENTAL) A.I.T.P.
CHIEF ARCHITECT PLANNER

Sanjeev Kashyap
7/8/24



CONSTRUCTION PARAMETERS FOR COMMERCIAL. & HOTEL PLOTS

SL. NO.	PROPERTY NOS.	SETBACK (MINIMUM)				GROUND COVERAGE (MAX)	F.A.R.	HEIGHT (MAX)
		Front	Rear	Side-1	Side-2			
(1)	20B/COMM.- 1, 6, 13 & 20B COMM- 20	6.0 m	3.0 m	6.0 m	3.0 m	50%	1.75	15.00 M.
(2)	20B/COMM.- 5, 12, 19 & 20B COMM- 24	6.0 m	3.0 m	3.0 m	6.0 m	50%	1.75	15.00 M.
(3)	20B/COMM.- 02 TO 20B COMM- 04	6.0 m	3.0 m	3.0 m	3.0 m	50%	1.75	15.00 M.
(4)	20B/COMM.- 07 TO 20B COMM- 11	6.0 m	3.0 m	3.0 m	3.0 m	50%	1.75	15.00 M.
(5)	20B/COMM.- 14 TO 20B COMM- 18	6.0 m	3.0 m	3.0 m	3.0 m	50%	1.75	15.00 M.
(6)	20B/COMM.- 21 TO 20B COMM- 23	6.0 m	3.0 m	3.0 m	3.0 m	50%	1.75	15.00 M.
(7)	20B-COMM./HT-1	9.0 m	3.0 m	3.0 m	9.0 m	40%	2.50	12.50 M.

- 1.PARKING AND FIRE NORMS AS PER BUILDING BYE LAWS AND N.B.C.
- 2.THE ABOVE SET BACKS ON COMMERCIAL PLOTS ARE FOR BUILDINGS UP TO 15.0MT HEIGHT AND SET BACKS FOR HOTEL PLOT ARE FOR BUILDINGS UP TO 12.5 MT HEIGHT
- 3.ABOVE SET BACK SHALL VARY FOR BUILDINGS ABOVE PERMISSIBLE HEIGHT AS PER CLAUSE 3.4.5 (1) OF UP VIDHI-2018

AE
AE
Exc Engineer