TYPICAL FLOOR PLAN (2nd to 14th)

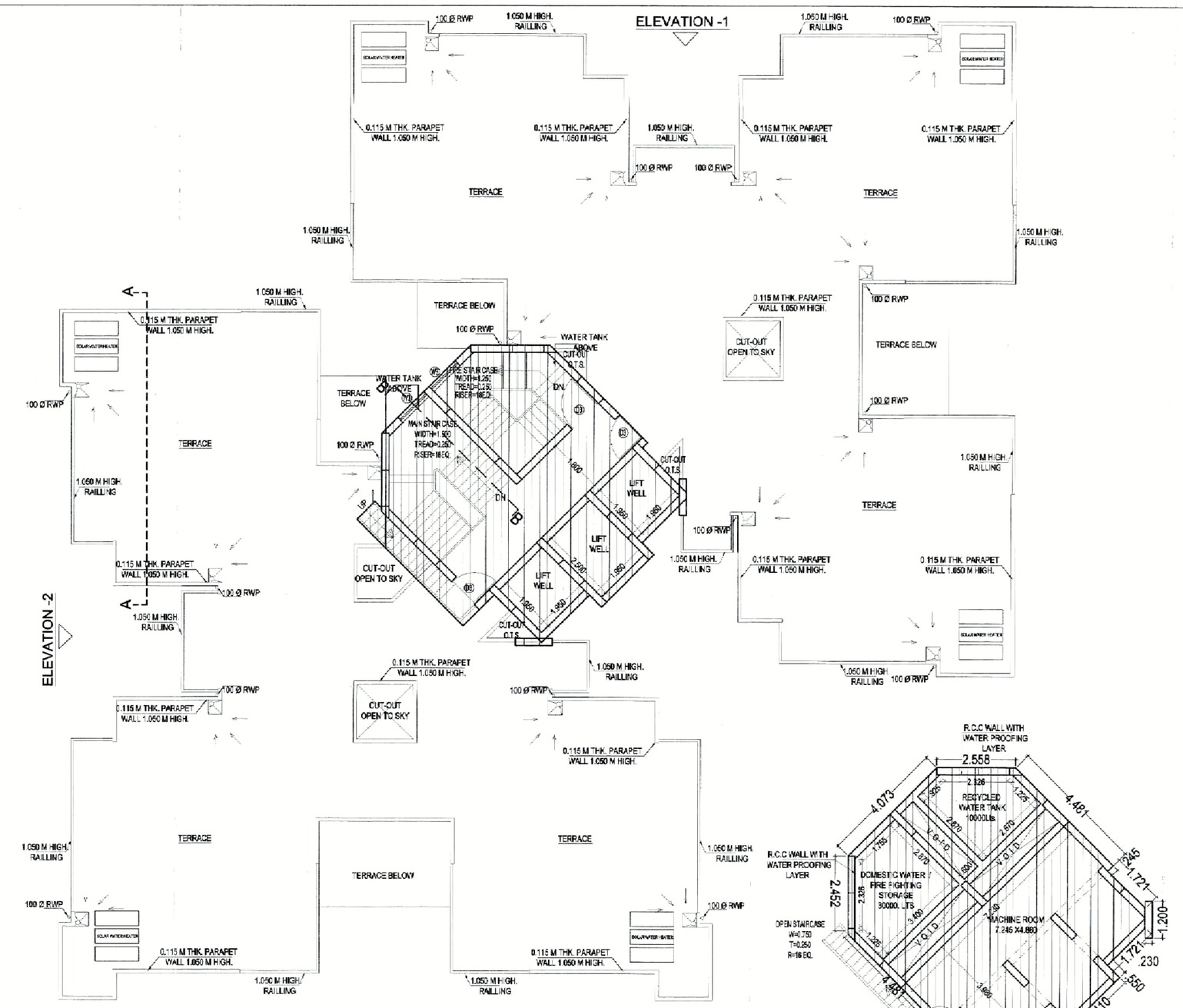

TERRACE PLAN

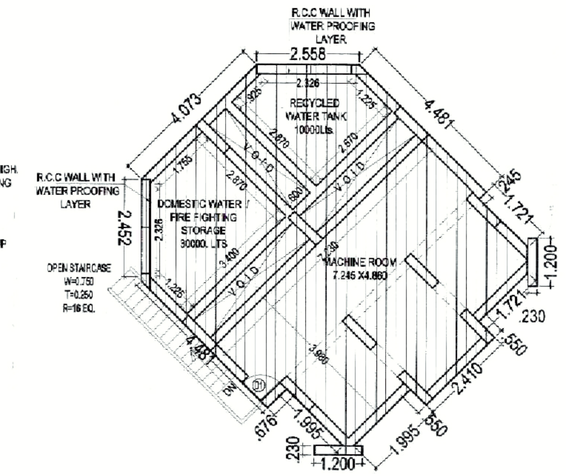

MACHINE ROOM & OVER HEAD WATER TANK

TOWER E / F

56.356

	3B + 2 T	3B + 2 T	3B + 2 T	3B + 2T (A)	3B + 2T (A)	3B + 2 T	Circulation / Core area	Total FAR	Cupboard Area (Ancillary area)	Ground Coverage	Fire stair (Ancillary area)	Stilt (Non FAR)	M/R, mumty (Ancillary area)	FIRE L.V. & ELE.SHAFTS (Ancillary area)	Actual Lobby area (FOR REFF.)	Lobby area (Ancillary area)	LIFT SHAFT (Ancillary area)	Total Ancillary area	Total Nos. of units
	1	2	3	4	5	6	7	8	9	10	11	12	13	14		15	16	17	18
										8+11+12+14+15								9+11+13+14+15+16	
Area details	76.690	76.690	76.690	76.891	76.891	76.690	56.650		9.064	555.184	11.897	469.526	126.924	4.825	12.186	12.186	12.480		
Ground/Stilt Floor							56.650	56.650		555.184	11.897	469.526		4.825	12.186	12.186		28.908	0
First Floor	76.690	76.690	76.690	76.891	76.891	76.690	44.170	504.712	9.064		11.897			4.825	12.186	12.186	12.480	50.472	6
Second Floor	76.690	76.690	76.690	76.891	76.891	76.690	44.170	504.712	9.064		11.897			4.825	12.186	12.186	12.480	50.472	6
Third Floor	76.690	76.690	76.690	76.891	76.891	76.690	44.170	504.712	9.064		11.897			4.825	12.186	12.186	12.480	50.472	6
Fourth Floor	76.690	76.690	76.690	76.891	76.891	76.690	44.170	504.712	9.064		11.897			4.825	12.186	12.186	12.480	50.472	6
Fifth Floor	76.690	76.690	76.690	76.891	76.891	76.690	44.170	504.712	9.064		11.897			4.825	12.186	12.186	12.480	50.472	6
Sixth Floor	76.690	76.690	76.690	76.891	76.891	76.690	44.170	504.712	9.064		11.897			4.825	12.186	12.186	12.480	50.472	6
Seventh Floor	76.690	76.690	76.690	76.891	76.891	76.690	44.170	504.712	9.064		11.897			4.825	12.186	12.186	12.480	50.472	6
Eighth Floor	76.690	76.690	76.690	76.891	76.891	76.690	44.170	504.712	9.064		11.897			4.825	12.186	12.186	12.480	50.472	6
Ninth Floor	76.690	76.690	76.690	76.891	76.891	76.690	44.170	504.712	9.064		11.897			4.825	12.186	12.186	12.480	50.472	6
Tenth Floor	76.690	76.690	76.690	76.891	76.891	76.690	44.170	504.712	9.064		11.897			4.825	12.186	12.186	12.480	50.472	6
Eleventh Floor	76.690	76.690	76.690	76.891	76.891	76.690	44.170	504.712	9.064		11.897			4.825	12.186	12.186	12.480	50.472	6
Twelfth Floor	76.690	76.690	76.690	76.891	76.891	76.690	44.170	504.712	9.064		11.897			4.825	12.186	12.186	12.480	50.472	6
Thirteenth Floor	76.690	76.690	76.690	76.891	76.891	76.690	44.170	504.712	9.064		11.897			4.825	12.186	12.186	12.480	50.472	6
Fourteenth Floor	76.690	76.690	76.690	76.891	76.891	76.690	44.170	504.712	9.064		11.897			4.825	12.186	12.186	12.480	50.472	6
M/R mumty													126.924					126.924	
Total								7122.519		555.184		469.526						862.440	84

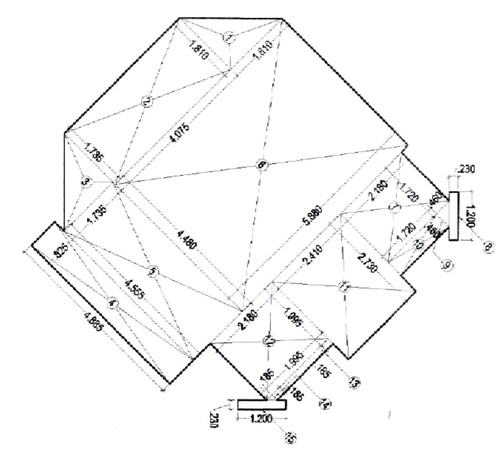

MUMTY AREA DIAGRAM

MUMTY							
S.NO	WIDTH		LENGTH				AREA (SQ.MT.)
1	1.810	x	1.810	x	0.500	=	1.638
2	1.810	x	4.075			=	7.376
3	1.735	x	1.735	x	0.500	=	1.505
4	4.885	x	0.825			=	4.030
5	4.555	x	1.735			=	7.903
6	4.490	x	5.880			=	26.342
7	1.720	x	2.180			=	3.750
8	0.230	x	1.200			=	0.276
9	0.460	x	0.460	x	0.500	=	0.106
10	0.460	x	1.720			=	0.791
11	2.730	x	2.410			=	6.579
12	1.995	x	2.180			=	4.349
13	0.185	x	1.995			=	0.369
14	0.185	x	0.185	x	0.500	=	0.017
15	0.230	x	1.200			=	0.276
TOTAL AREA						=	65.308

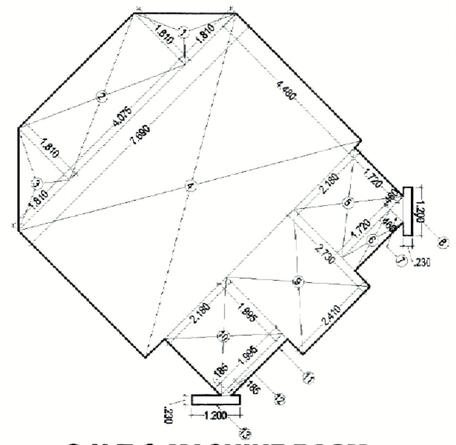

O.H.T & MACHINE ROOM AREA DIAGRAM

O.H.T & MACHINE ROOM							
S.NO	WIDTH		LENGTH				AREA (SQ.MT.)
1	1.810	x	1.810	x	0.500	=	1.638
2	1.810	x	4.075			=	7.376
3	1.810	x	1.810	x	0.500	=	1.638
4	4.480	x	7.690			=	34.451
5	1.720	x	2.180			=	3.750
6	0.460	x	1.720			=	0.791
7	0.460	x	0.460	x	0.500	=	0.106
8	0.230	x	1.200			=	0.276
9	2.730	x	2.410			=	6.579
10	1.995	x	2.180			=	4.349
11	0.185	x	1.995			=	0.369
12	0.185	x	0.185	x	0.500	=	0.017
13	0.230	x	1.200			=	0.276
TOTAL AREA						=	61.616

MUMTY	=	65.308
O.H.T & MACHINE ROOM	=	61.616
TOTAL	=	126.924

Approved Building Plan Authority, Gautam Buddha Nagar
APPROVED
Vide Login No. 3485 Dated 24/11/2015
Valid upto Dated
Signature of Authority

(TOWER- E & F) **S-09**

TYPICAL FLOOR & AREA CHART

Drawing Checked & Verified By

DOORS & WINDOWS SCHEDULE

S.NO.	TYPE	SIZE	S.Ht.	L.Lvl.
1	D1	0.750x2.100	±0.0	2.100
2	D2	0.900x2.100	±0.0	2.100
3	D3	1.050x2.100	±0.0	2.100
4	DW1	1.200x2.450	±0.0/0.450	2.450
5	DW2	1.600x2.450	±0.0/0.450	2.450
6	DW3	1.800x2.450	±0.0/0.450	2.450
7	DW4	2.000x2.450	±0.0/0.450	2.450
8	W1	0.450x1.400	+1.050	2.450
9	W2	0.600x1.400	+1.050	2.450
10	W3	1.195x1.400	+1.050	2.450
11	W4	1.800x2.000	+0.450	2.450
12	W5	1.200x2.000	+0.450	2.450
13	W6	1.175x2.000	+0.450	2.450
14	V	0.600x1.400	+1.050	2.450

OTS = OPEN TO SKY

PROJECT TITLE

PROPOSED GROUP HOUSING AT PLOT NO.-GH-07,SECTOR-SPORT CITY, GREATER NOIDA.FOR - SEIKOM INFRACOM PVT LTD

DRAWING TITLE:-

TYPICAL FLOOR, TERRACE PLAN & AREA CHART (TOWER- E & F) (S +14)

DRG NO. S-09

SCALE	1:100
DATE	20140617
DEALT	
JOB NO.	\\Comp7\D\SUPERCITY-8(SHIFTED TO COMP10-D-DATA)\20140616_SUBMISSION 35

DEEPAK MEHTA & ASSOCIATES
ARCHITECTS, PLANNERS, VALUERS, LANDSCAPE & INTERIORS
PLOT NO. 16 ABHISHEK PLAZA L.S.C. MAYUR VIHAR PH II
DELHI 110091 INDIA PH: 01165272180, 01122770180
Email-deepakmehta1962@gmail.com

Architect
ARCHITECT'S SIGN

For SEIKOM INFRACOM PVT. LTD.
Authorised Signatory
OWNER'S SIGN